

NAV (HRK)	282.356.782,75 kn
NAV (EUR)*	37.475.185,18 €
Unit price (HRK)	133,0429
Unit price (EUR)*	17,6578

• Main Fund Info

Management Company	OTP invest d.o.o.
Depository	OTP banka d.d.
Fund Type	Short-term bond
Inception Date	27.12.2005
Currency	HRK
ISIN	HROTPIUNVCF2
NAV per share at inception	100 HRK
Minimum investment (amount)	first 1000 HRK, after 100 HRK
Risk Profile	Low

• Charges

Upfront Fee	0,00%
Exit Fee	0,00%
Depository Fee	0,09% - annual
Management Fee	1% - annual

• Investment objective


OTP start is a short-term bond open investment fund that raises funds by public offering (UCITS).

The investment goal of the fund is to achieve increase in the value of the units in the medium term greater than of short-term money market rates with high liquidity and low asset volatility, by investing predominantly in bonds and then in deposits and money market instruments of issuers from the Republic of Croatia and other members of the European Union.

Most of the asset is invested in HRK and secondary currency exposure does not exceeds 20%. The fund can generate additional effect on units prices using leverage.

The fund reinvests interest income.

• Risk indicator (SRRI)



The presented risk indicator is obtained from historical data and does not have to be a reliable indicator of the future risk profile of the fund or estimates of future returns.

• Company Info

Management Company Name	OTP invest društvo za upravljanje fondovima d.o.o.
Address	Divka Budaka 1D
City	Zagreb
E-mail	info@otpinvest.hr
Phone Number	072/201-092
Website	www.otpinvest.hr

Unit price from 31.10.2017 until 31.10.2022



• Top 10 Investments

Croatia	RHMF-O-23BA	21,91%
Croatia	RHMF-O-297A	12,42%
ERSTE & STEIERMAERKISCHE BANK d.d.	RIBA-O-23BA	7,52%
Croatia	RHMF-O-257A	7,21%
Croatia	RHMF-O-287A	4,80%
Croatia	RHMF-O-282A	4,43%
INA - Industrija nafte d.d.	INA-O-26CA	3,54%
Romania	ROMANI 2,875 29	2,66%
ERSTE & STEIERMAERKISCHE BANK d.d.	RIBA-O-262E	1,59%
Croatia	RHMF-O-26CA	1,57%

• Return History

1M - 30.09.22.-31.10.22.	-0,01%	2021.	0,01%
3M - 31.07.22.-31.10.22.	-0,02%	2020.	0,00%
6M - 30.04.22.-31.10.22.	-0,10%	2019.	0,01%
YTD - 31.12.21.-31.10.22.	-0,11%	2018.	-0,18%
1Y - 31.10.21.-31.10.22.	-0,09%	2017.	0,08%

Average Annual Return 1,71%

3-year AAR -0,04%

The method of calculating the yield consists of calculating the percentage change in the initial and final price of the fund's shares within a certain period of time. The average annual return is the return that the Fund has made since its inception. It is calculated as the geometric mean of daily returns achieved since the establishment of the Fund and expressed on an annual basis. The same principle is used for calculating 3-year AAR. The results of the fund's operations achieved in previous periods are not an indication and have no impact on the future results of the fund's operations. Yields from previous periods are informative and do not represent an indication of possible future yields. The yield includes the costs of the fund in addition to possible entry and exit fees.

• Exposure to transferable securities - 70,85%

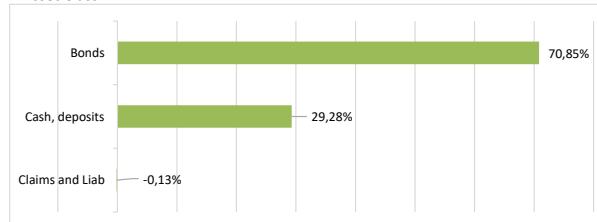
• Exposure to unlisted securities - 0%

• Other valuation methodologies

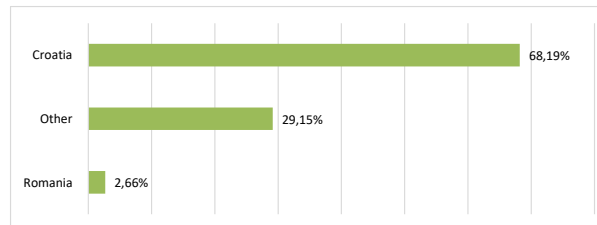
Ticker	Issuer	Price	Value Date	Method
MSAN-O-267A	M SAN Grupa d.d.	100,8061	31.10.2022	amortization
ATGR-O-25CA	Atlantic Grupa d.d.	100,1415	31.10.2022	amortization
RIBA-O-23BA	ERSTE & STEIERMAERKISCHE BANK d.d.	101,2383	31.10.2022	amortization
RIBA-O-262E	ERSTE & STEIERMAERKISCHE BANK d.d.	99,4897	31.10.2022	amortization
GDVZ-O-314A	Grad Varaždin	100,9422	31.10.2022	amortization
INA-O-26CA	INA-industrija nafte d.d.	99,5362	31.10.2022	amortization
JGDL-O-24XA	Jadran-Galenski Laboratorij d.d.	101,0822	31.10.2022	amortization
RHMF-O-257A	Republika Hrvatska	103,5240	31.10.2022	BVAL

Fund Composition Breakdown

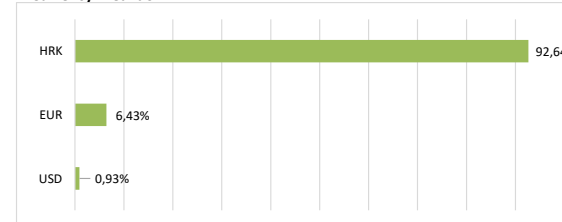
• Asset Class



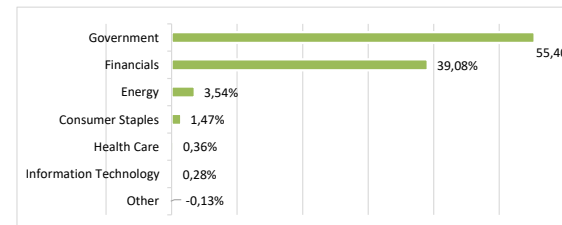
• Countries Breakdown



• Currency Breakdown



• Sector Breakdown



Before investing in an investment fund, get acquainted with the prospectus and rules of the fund. Prospectuses and fund rules in the Croatian language are available in printed form in all OTP banka branches, in the premises of OTP Invest and in electronic form on the OTP Invest website. The presented risk indicator is obtained from historical data and does not have to be a reliable indicator of the future risk profile of the fund or estimates of future returns. This report does not constitute an offer to buy or sell a fund unit.

* According to the Law on the Introduction of the Euro as the Official Currency in the Republic of Croatia, certain values have dual display: HRK and EUR. According to the article 43. of the mentioned Law, the fixed exchange rate is 7,53450.